
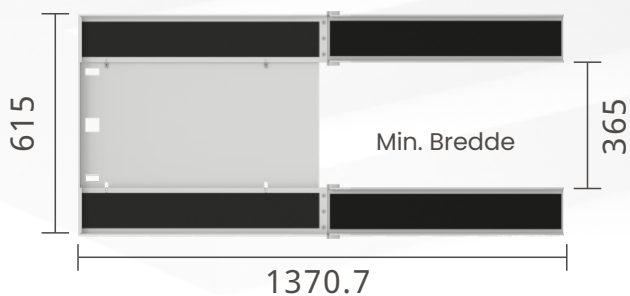




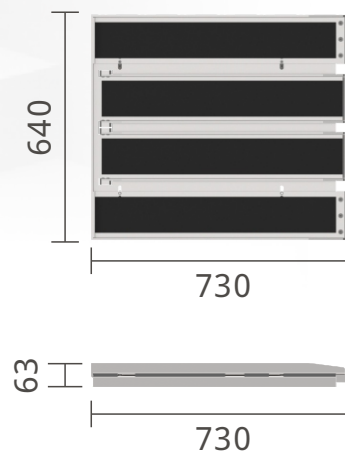
## Rampe til printer/kopimaskine

Tilbehør specielt designet til at læsse og flytte printere og kopimaskiner.  
Kompatibel med:  
BW420-S og BW250-A



### MÅL

Enhed: mm.



**250kg.**

Kapacitet

**14kg.**

Vægt